

Sippy Downs Park User Survey Summary Report

Sippy Downs Park User Survey

Introduction

The Sippy Downs Parks Master Plan aims to identify opportunities and plan priorities for future park upgrades to better meet the community needs and expectations.

Community input will enable a holistic vision for the future of the park network to be considered and ensure future planning addresses the concerns and diverse needs of Sippy Downs park users.

The park user survey was undertaken to understand the community's use of parks and their needs, to inform the development of the plan for the park network.

Purpose

The purpose of gathering community feedback from Sippy Downs park users is to assist council to plan activities and future infrastructure in the parks network.

The park user survey provides insights into the community's vision for the parks network. This vision and the community's feedback will inform the development of the Master Plan for future park development, upgrades and renewal.

Questionnaire

The questionnaire was used to gather targeted data for analysis on the community's views regarding current and future uses, activities and opportunities.

The questionnaire was designed to give participants the opportunity to rank their preferences for park features and activities, and to provide feedback on park performance and ideas for the future. This provides Council with a clear indication of the elements valued more than others.

A project news and questionnaire was sent to the all residents, property owners and body corporates at Sippy Downs in order to establish the community's opinions.

Community Engagement Feedback and Analysis

Throughout the period of consultation between 19 October and 18 November 2016 there were a total of 589 respondents.

The following report provides a summary of both statistical and written feedback received through the park user surveys and online questionnaire.

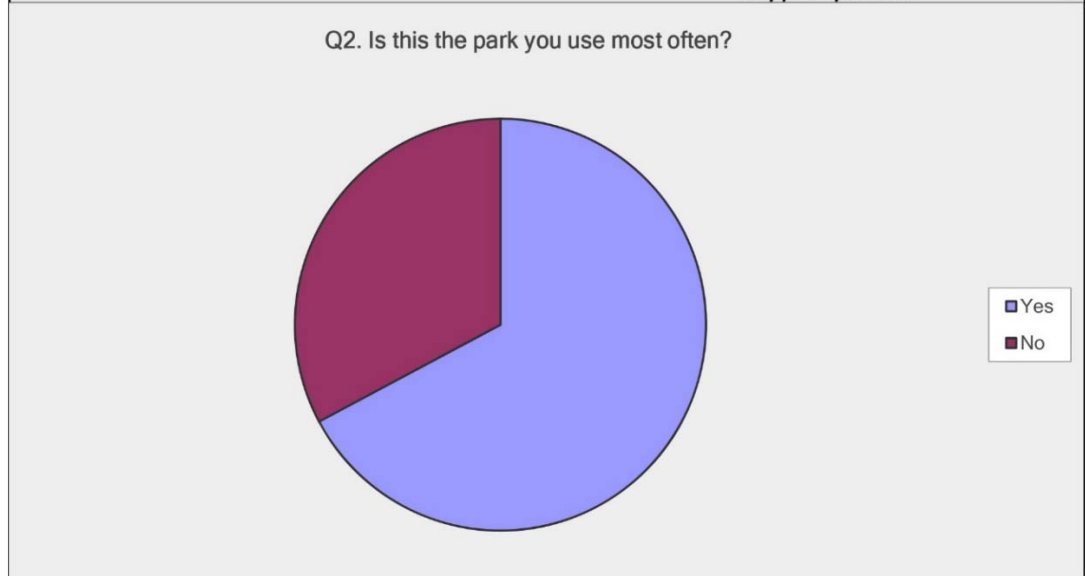
Question 1

Q1. What is the name of the park closest to where you live?	
Answer Options	Response Count
	589
	<i>answered question</i> 589
	<i>skipped question</i> 0

Park Name	Number of Responses
Albany Lakes Park	88
Windmill Park	76
Eaton Park	61
Bellflower Park	48
Davis Street Park	41
Chancellor Village Park	30
Beethoven Circuit Park	26
Edgewater Lakes Park	22
Sir Raleigh Drive Park	18
Windemere Way Park	14
Tower Park	9
Chesterton Crescent Park	9
Sippy Creek Environmental Reserve	7
Phoenix Circuit Park	6

Question 2

Q2. Is this the park you use most often?		
Answer Options	Response Percent	Response Count
Yes	67.2%	396
No	32.8%	193
	<i>answered question</i>	589
	<i>skipped question</i>	0



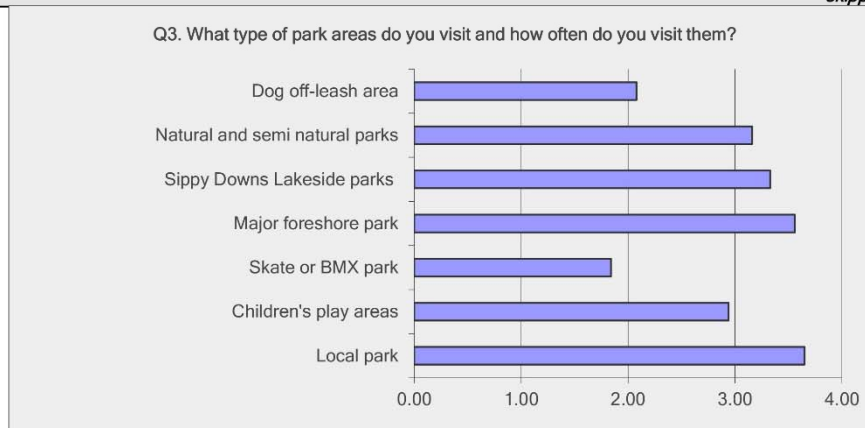
Question 2

Q2. If no, what is the name of the park you visit most?	
Answer Options	Response Count
	186
<i>answered question</i>	186
<i>skipped question</i>	403

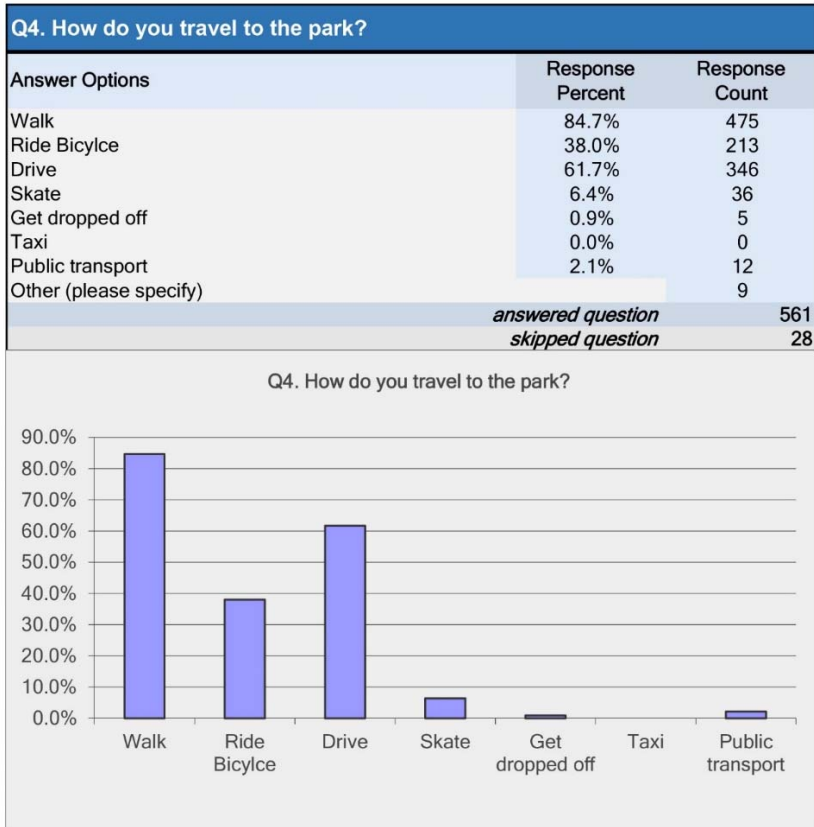
Park Name	Number of Responses
Albany Lakes Park	59
Brightwater Park	19
Eaton Park	15
Windmill Park	11
Mooloolaba Spit	8
Cotton Tree Park	8
Bells Reach Park	7
Chancellor Village Park	5
Alexandra Headland (Buhk and Wilkes Family Parks)	4
Happy Valley	4
La Balsa Park	4

Question 3

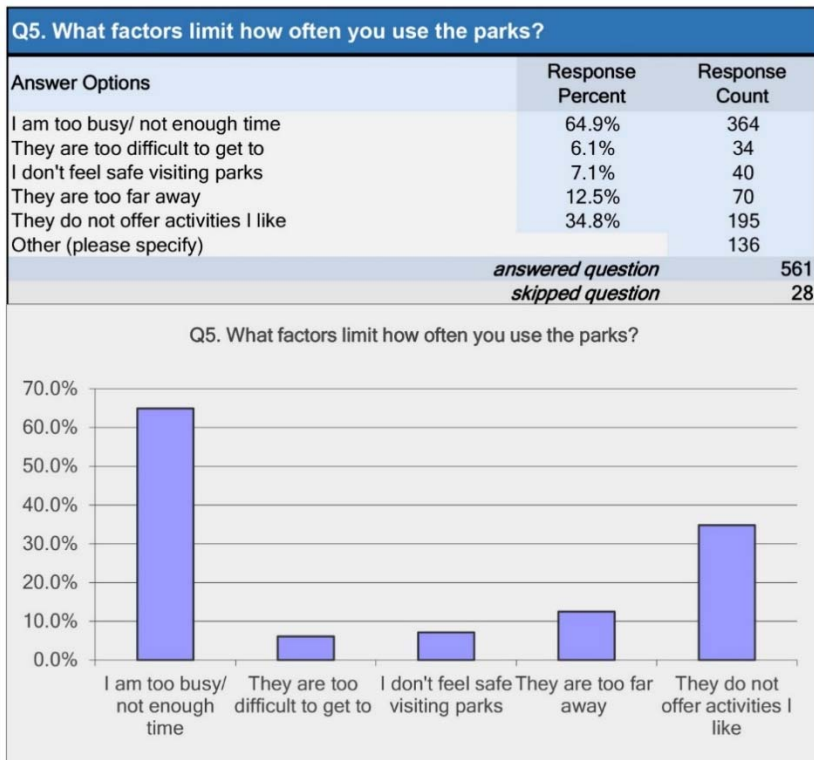
Q3. What type of park areas do you visit and how often do you visit them?								
Answer Options	Never visit	Once a year	2 or 3 times a year	Once or twice a month	Once of twice a week	Most/every day	Rating Average	Response Count
Local park	35	13	56	140	174	113	3.65	531
Children's play areas	137	35	62	127	124	26	2.94	511
Skate or BMX park	306	34	48	48	28	14	1.84	478
Major foreshore park	33	25	83	221	147	13	3.56	522
Sippy Downs Lakeside parks	71	33	79	120	127	101	3.33	531
Natural and semi natural parks	58	56	141	173	57	21	3.16	506
Dog off-leash area	285	23	48	63	50	24	2.08	493
<i>answered question</i>								561
<i>skipped question</i>								28



Question 4

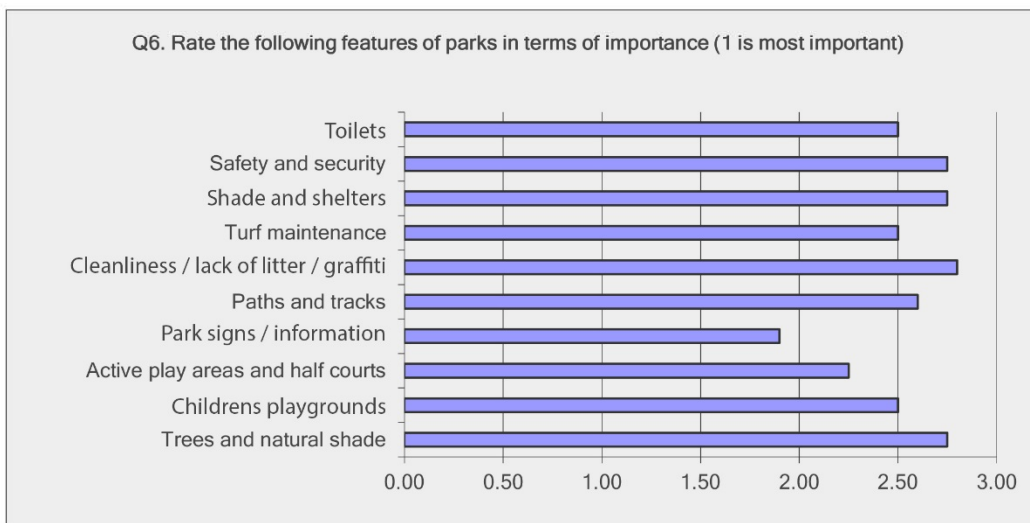


Question 5



Question 6

Q6. Rate the following features of parks in terms of importance, where 1 is most important.							
Answer Options	1	2	3	4	5	Rating Average	Response Count
Trees and natural shade	271	86	53	32	96	2.75	538
Children's playgrounds and equipment	199	78	95	44	93	2.50	509
Active play areas and half courts	108	97	148	73	71	2.25	497
Park signs and information	79	85	159	88	95	1.90	506
Paths and tracks	195	130	69	50	84	2.60	528
Cleanliness	299	70	27	28	105	2.80	529
Turf maintenance	185	133	70	60	78	2.50	526
Shade and shelters	245	114	43	39	87	2.75	528
Safety and security	271	76	44	28	102	2.75	521
Toilets	197	107	88	42	86	2.50	520
<i>answered question</i>							546
<i>skipped question</i>							43



Question 7

Q7. What do you like about your local parks?	
Answer Options	Response Count
	546
<i>answered question</i>	546
<i>skipped question</i>	43

Summary of most common responses
The walkways and the lakes paths and parks – good places to walk and jog
Good place to walk the dog
Relaxing break whilst kids play, tranquillity, nice place to sit and relax
Family areas - nice place to spend time with the family and friends
Very well maintained, clean and tidy
Easy to get to, lots of them, spacious, convenience, accessibility
Children's play grounds and equipment
The natural feel of the parks, nature, birdlife and wildlife, tranquillity
Windmill park is great for the kids
Shade trees and natural shade
Lakes, waterways and views of the water
Covered BBQs
Fitness and exercise equipment
Skate parks
Fields and areas to play and run around

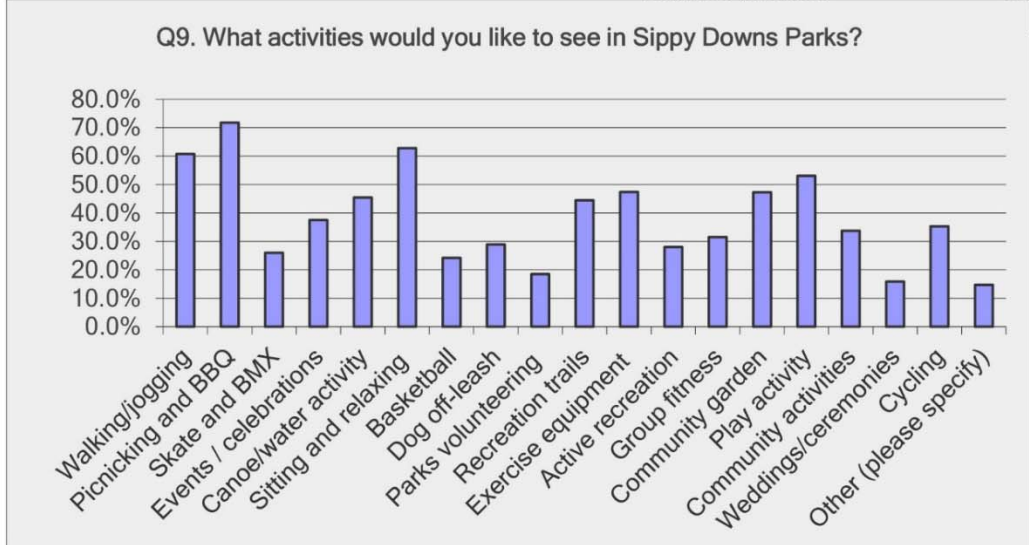
Question 8

Q8. What don't you like about your local parks?	
Answer Options	Response Count
	546
<i>answered question</i>	546
<i>skipped question</i>	43

Summary of most common responses
Not enough quality play equipment and playgrounds suitable for mixed age groups like Brightwater Park
Need more facilities and activities for kids aged 8 - 16 year to do
Parks feel barren, not enough shade
Play areas are old, the equipment is outdated and not of the same standard as other playground equipment in other estates
Not enough facilities, old, boring, too many little parks that amount to nothing - some areas are nothing more than a place to dump rubbish
Sippy Downs parks are small and scattered and can't accommodate more than two families
People not respecting the space - Litter, vandalism of trees and speeding cars making surrounding roads unsafe particularly for children
Lack of parking
Lack of public transport
Maintenance could be better, rubbish, graffiti, dogs running off leash
Overhanging branches, overgrown bushes, sticks, leaves and debris over paths, weeds in the waterways
Dog mess, dogs off-leash and lack of policing of irresponsible dog owners
Lack of toilets, or toilets in poor condition
Use by motor bikes
Lighting to BBQ areas, activity shelters and connection paths, including paths to the university and schools
The water in the lakes often seems stagnant, too much weed in the lake and perhaps needs to flow through more or have more natural filtering
Lack of family areas, BBQ, sheltered seating, tables, water, parking
Bark mulch in playgrounds
Not enough places to sit and enjoy, seats in the shade
Not enough skate parks, ramps too small and would like a bigger skate area
Not enough water fountains
Mow the grass of the oval areas
Parks boring, lifeless, small and usually no 'vibe' in the parks, if you compare to somewhere like Southbank for instance
Add shade and landscaping to exercise equipment – not enough mini natural exercise features with steps, sleepers to climb
No large open areas for dogs off-leash
Unruly behaviour of some park users
Lack of goals, sport and court space
Disconnected paths, missing connections eastern end and waterway areas

Question 9

Q9. What activities would you like to see in Sippy Downs Parks?		
Answer Options	Response Percent	Response Count
Walking/jogging	60.8%	332
Picnicking and BBQ	71.8%	392
Skate and BMX	26.0%	142
Events / celebrations	37.5%	205
Canoe/water activity	45.4%	248
Sitting and relaxing	62.8%	343
Basketball	24.2%	132
Dog off-leash	28.9%	158
Parks volunteering	18.5%	101
Recreation trails	44.5%	243
Exercise equipment	47.4%	259
Active recreation	28.0%	153
Group fitness	31.5%	172
Community garden	47.3%	258
Play activity	53.1%	290
Community activities	33.7%	184
Weddings/ceremonies	15.9%	87
Cycling	35.3%	193
Other (please specify)	14.7%	80
answered question		546
skipped question		43



Question 10

Q10. Describe your vision for Sippy Downs parks.	
Answer Options	Response Count
	529
<i>answered question</i>	529
<i>skipped question</i>	60

Summary of most common responses
Spaces for community activities and groups to hold gatherings
Places for families of all ages to enjoy spending time with space to run and play
Facilities and BBQ areas for multiple families and groups to gather and use the parks
Playgrounds with shade offering activities for children of all ages
Natural shady parks and paths with lots of beautiful trees
Clean lakes free of rubbish and weeds for wildlife and recreation
Well used and maintained parks where people can feel safe walking, or sitting relaxing
Landscaped areas for active group fun
Parks providing for recreation and outdoor enjoyment for people of all ages
Shade, trees along paths and cleanliness to encourage use of parks
Larger dog walking areas and more dispensers and bags for doggy business
A community place to enjoy local resources such as a bush tucker or community garden
Promoting the natural environment and wildlife in parks and around lakes
Skate parks and places that encourage youth to be active and engaged
Natural bushland and reserves for trees with walking trails
Accessible and connected path network for walking, jogging and cycling
Inviting park environments that encourage activity, community and an outdoor lifestyle
Fenced areas for children to play safely
Facilities and recreation opportunities available without having to leave Sippy Downs
Well lit and usable park areas and paths
Parks that provide comfortable, safe useable space to promote health, wellbeing and relaxation
Goal posts, courts and nets to encourage individual and group activity and participation in sport
While incorporating the natural environment the parks provide a place for families to come together, have BBQs or provide places for people to exercise and a place for the elderly to relax
Well maintained paths, seating and shaded areas to enjoy the lakes and natural wildlife

Question 11

Q11. What other ideas or additional comments should be considered in Sippy Downs Parks?	
Answer Options	Response Count
	529
<i>answered question</i>	529
<i>skipped question</i>	60

*Refer to Attachment 2 for a full list of responses to Question 11

Question 12

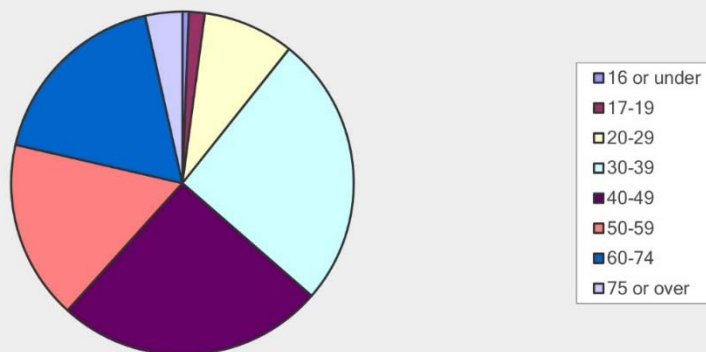
Q12. What would make you local park more enjoyable or appealing?	
Answer Options	Response Count
	529
<i>answered question</i>	529
<i>skipped question</i>	60

*Refer to Attachment 3 for a full list of responses to Question 12

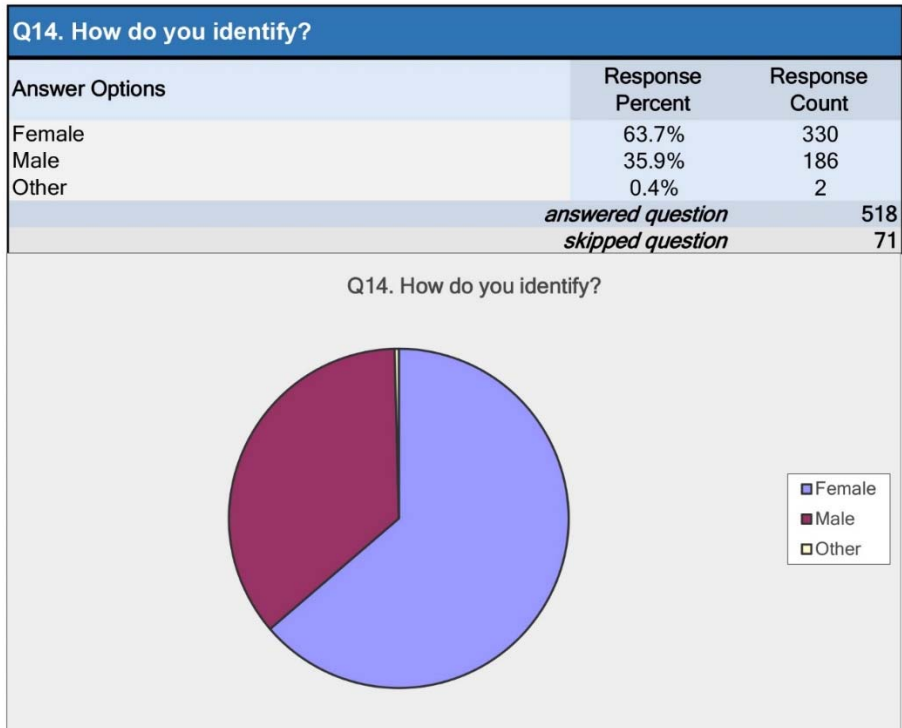
Question 13

Q13. Which of the following categories best describes your age?		
Answer Options	Response Percent	Response Count
16 or under	0.6%	3
17-19	1.5%	8
20-29	8.6%	45
30-39	25.7%	134
40-49	25.3%	132
50-59	16.9%	88
60-74	17.9%	93
75 or over	3.5%	18
<i>answered question</i>		521
<i>skipped question</i>		68

Q13. Which of the following categories best describes your age?



Question 14



Attachment 1 - Sippy Downs Project News and Park User Survey

Project News

Project number: D-1408

October 2016

Sippy Downs Park User Survey and Master Plan

Project summary

Council is pleased to announce that funding has been allocated by Councillor Dickson for the development of a master plan for the Sippy Downs parks network.

The plan will identify opportunities and priorities for future upgrades in the park network, to better meet community needs and expectations.

The plan will provide a framework to guide enhancement of parks and refurbishment of facilities, which will be staged over future years subject to funding.

Park user survey

Council is undertaking a park user survey to inform the development of the master plan.

Outcomes of the survey will help guide the future development of the Sippy Downs parks network.

Council welcomes your input to develop the vision and plans for these community parks.

Share your ideas

You are invited to answer a short questionnaire to assist with gathering information, which is essential to help shape the future of these parks.

Please complete the survey attached and return using the reply paid envelope.

Alternatively you can go online to www.sunshinecoast.qld.gov.au to complete the survey.

Stay informed

If you are interested in being kept informed regarding the progress of planning for the Sippy Downs park network, please provide your contact details at the end of the survey.

Alternatively, updates will be posted on the Council website and featured in local media.

Where to from here

Council officers will collate community feedback and use this to guide the development of the draft Sippy Downs Parks Master Plan.

Council will then distribute the draft master plan for public feedback, after which it will be refined for endorsement by council.

Elements from the parks master plan will then be prioritised in a staged program of construction over future years, subject to funding.

Submissions close

5pm on Friday 18th November 2016

Further information

If you have any enquiries regarding the Park User Survey or the Sippy Downs Parks Master Plan please contact:

Sunshine Coast Council

www.sunshinecoast.qld.gov.au

ParksCapitalWorks@sunshinecoast.qld.gov.au

T 07 5475 7272 F 07 5475 7277

Locked Bag 72 Sunshine Coast Mail Centre Qld 4560



A note from your local councillor

Hi everyone,

I am really excited to launch the "Sippy Downs Parks Master Plan" project which I personally committed to at the March election earlier this year.

As many of you know, Sippy Downs requires more adequate park facilities and I believe this community engagement program will greatly assist council to understand the needs of residents in our local area.

Cr Christian Dickson



SIPPY DOWNS PARK USER SURVEY

We would like to know about how you use parks and your ideas for the future development of parks at Sippy Downs

Q1. What is the name of the park closest to where you live? _____

Q2. Is this the park that you use most often? YES NO

If no, what is the name of the park you visit most? _____

Q3. What type of park areas do you visit and how often do you visit them?

(Please tick once for each type of Recreation Park)

	Never visit	Once a year	2 or 3 times a year	Once or twice a month	Once or twice a week	Most / every day
Local park	<input type="checkbox"/>	<input type="checkbox"/>	<input type="checkbox"/>	<input type="checkbox"/>	<input type="checkbox"/>	<input type="checkbox"/>
Children's play areas	<input type="checkbox"/>	<input type="checkbox"/>	<input type="checkbox"/>	<input type="checkbox"/>	<input type="checkbox"/>	<input type="checkbox"/>
Skate or BMX park	<input type="checkbox"/>	<input type="checkbox"/>	<input type="checkbox"/>	<input type="checkbox"/>	<input type="checkbox"/>	<input type="checkbox"/>
Major foreshore park - eg Cotton Tree, Mooloolaba	<input type="checkbox"/>	<input type="checkbox"/>	<input type="checkbox"/>	<input type="checkbox"/>	<input type="checkbox"/>	<input type="checkbox"/>
Sippy Downs Lakeside parks	<input type="checkbox"/>	<input type="checkbox"/>	<input type="checkbox"/>	<input type="checkbox"/>	<input type="checkbox"/>	<input type="checkbox"/>
Natural and semi natural park	<input type="checkbox"/>	<input type="checkbox"/>	<input type="checkbox"/>	<input type="checkbox"/>	<input type="checkbox"/>	<input type="checkbox"/>
Dog off-leash area	<input type="checkbox"/>	<input type="checkbox"/>	<input type="checkbox"/>	<input type="checkbox"/>	<input type="checkbox"/>	<input type="checkbox"/>
Other (please write in): _____	<input type="checkbox"/>	<input type="checkbox"/>	<input type="checkbox"/>	<input type="checkbox"/>	<input type="checkbox"/>	<input type="checkbox"/>

Q4. How do you travel to the park? (Please tick as many as appropriate)

Walk	<input type="checkbox"/>	Get dropped off	<input type="checkbox"/>
Ride bicycle	<input type="checkbox"/>	Taxi	<input type="checkbox"/>
Drive	<input type="checkbox"/>	Public transport	<input type="checkbox"/>
Skate	<input type="checkbox"/>	Other (please write in): _____	

Q5. What factors limit how often you use parks? (Please tick as many as appropriate)

I am too busy / not enough time	<input type="checkbox"/>	They are too far away	<input type="checkbox"/>
They are too difficult to get to	<input type="checkbox"/>	They do not offer activities I like	<input type="checkbox"/>
I don't feel safe visiting parks	<input type="checkbox"/>	Other (please write in): _____	

Q6. Rate the following features of parks in terms of importance and performance

(Please score features from 1 to 5, where 1 is the most important or highest performing)

Park feature	Importance					Performance				
	1	2	3	4	5	1	2	3	4	5
Trees and natural shade	<input type="checkbox"/>	<input type="checkbox"/>	<input type="checkbox"/>	<input type="checkbox"/>	<input type="checkbox"/>	<input type="checkbox"/>	<input type="checkbox"/>	<input type="checkbox"/>	<input type="checkbox"/>	<input type="checkbox"/>
Children's playgrounds & equipment	<input type="checkbox"/>	<input type="checkbox"/>	<input type="checkbox"/>	<input type="checkbox"/>	<input type="checkbox"/>	<input type="checkbox"/>	<input type="checkbox"/>	<input type="checkbox"/>	<input type="checkbox"/>	<input type="checkbox"/>
Active play areas and half courts	<input type="checkbox"/>	<input type="checkbox"/>	<input type="checkbox"/>	<input type="checkbox"/>	<input type="checkbox"/>	<input type="checkbox"/>	<input type="checkbox"/>	<input type="checkbox"/>	<input type="checkbox"/>	<input type="checkbox"/>
Park signs / information	<input type="checkbox"/>	<input type="checkbox"/>	<input type="checkbox"/>	<input type="checkbox"/>	<input type="checkbox"/>	<input type="checkbox"/>	<input type="checkbox"/>	<input type="checkbox"/>	<input type="checkbox"/>	<input type="checkbox"/>
Paths and tracks	<input type="checkbox"/>	<input type="checkbox"/>	<input type="checkbox"/>	<input type="checkbox"/>	<input type="checkbox"/>	<input type="checkbox"/>	<input type="checkbox"/>	<input type="checkbox"/>	<input type="checkbox"/>	<input type="checkbox"/>
Cleanliness/lack of litter/lack of graffiti	<input type="checkbox"/>	<input type="checkbox"/>	<input type="checkbox"/>	<input type="checkbox"/>	<input type="checkbox"/>	<input type="checkbox"/>	<input type="checkbox"/>	<input type="checkbox"/>	<input type="checkbox"/>	<input type="checkbox"/>
Turf maintenance	<input type="checkbox"/>	<input type="checkbox"/>	<input type="checkbox"/>	<input type="checkbox"/>	<input type="checkbox"/>	<input type="checkbox"/>	<input type="checkbox"/>	<input type="checkbox"/>	<input type="checkbox"/>	<input type="checkbox"/>
Shade and shelters	<input type="checkbox"/>	<input type="checkbox"/>	<input type="checkbox"/>	<input type="checkbox"/>	<input type="checkbox"/>	<input type="checkbox"/>	<input type="checkbox"/>	<input type="checkbox"/>	<input type="checkbox"/>	<input type="checkbox"/>
Safety and security	<input type="checkbox"/>	<input type="checkbox"/>	<input type="checkbox"/>	<input type="checkbox"/>	<input type="checkbox"/>	<input type="checkbox"/>	<input type="checkbox"/>	<input type="checkbox"/>	<input type="checkbox"/>	<input type="checkbox"/>
Toilets	<input type="checkbox"/>	<input type="checkbox"/>	<input type="checkbox"/>	<input type="checkbox"/>	<input type="checkbox"/>	<input type="checkbox"/>	<input type="checkbox"/>	<input type="checkbox"/>	<input type="checkbox"/>	<input type="checkbox"/>
Other: _____	<input type="checkbox"/>	<input type="checkbox"/>	<input type="checkbox"/>	<input type="checkbox"/>	<input type="checkbox"/>	<input type="checkbox"/>	<input type="checkbox"/>	<input type="checkbox"/>	<input type="checkbox"/>	<input type="checkbox"/>

SIPPY DOWNS PARK USER SURVEY

Q7. What do you like about your local parks? _____

Q8. What don't you like about your local parks? _____

Q9. What activities would you like to see in Sippy Downs parks? (Please tick as many as appropriate)

Walking / jogging <input type="checkbox"/>	Sitting and relaxing <input type="checkbox"/>	Exercise equipment <input type="checkbox"/>	Play activity <input type="checkbox"/>
Picnicking and BBQ <input type="checkbox"/>	Basketball <input type="checkbox"/>	Active recreation <input type="checkbox"/>	Community activities <input type="checkbox"/>
Skate and BMX <input type="checkbox"/>	Dog off-leash <input type="checkbox"/>	Group fitness <input type="checkbox"/>	Weddings, ceremonies <input type="checkbox"/>
Events / celebrations <input type="checkbox"/>	Parks volunteering <input type="checkbox"/>	Community garden <input type="checkbox"/>	Cycling <input type="checkbox"/>
Canoe / water activity <input type="checkbox"/>	Recreation trails <input type="checkbox"/>	Other: _____	

Q10. Describe your vision for Sippy Downs parks? _____

Q11. What would make your local park more enjoyable or appealing? _____

Q12. What other ideas or additional comments should be considered in Sippy Downs parks?

***Please attach additional pages to your feedback form if necessary**

Q13. Which of the following categories best describes your age? (Please tick one only)

16 or under 17-19 20-29 30-39 40-49 50-59 60-74 75 or over

Q14. Are you male or female? (Please tick one only) Male Female

Submissions

Submissions close **5pm Friday 18th November 2016**

Mail: Sunshine Coast Regional Council Locked Bag 72, Sunshine Coast Mail Centre, Qld 4560

Email: ParksCapitalWorks@sunshinecoast.qld.gov.au

Online Survey: Go online to www.sunshinecoast.qld.gov.au to complete the Park User Survey

Stay informed

Your completion of the questionnaire is greatly appreciated. Keep informed about future progress of the parks plan by joining our email database and by ticking the box: Yes, I would like to be kept informed

Alternatively, updates will be posted on council's website and featured in local media

Title	First Name	Surname
Postal Address		
		Postcode
Phone	Email	

Privacy Statement: Sunshine Coast Council is committed to protecting your privacy. Feedback you send to Council will be used only for the purposes of informing Council's planning and design documents. Your feedback will be stored on a database maintained by Council and will be retained as required by relevant legislation. It is subject to the *Rights to Information Act 2009*.