

8.5 DECEMBER 2023 FINANCIAL PERFORMANCE REPORT

File No:	Council Meetings
Author:	Acting Coordinator Financial Services Business Performance Group
Appendices:	App A - Minor Capital Works Program
Attachments:	Att 1 - December 2023 Financial Performance Report (<i>Under Separate Cover</i>) Att 2 - Capital Grant Funded Project Report December 2023 (<i>Under Separate Cover</i>)

PURPOSE

To meet Council's legislative obligations, a monthly report must be presented to Council on its financial performance and investments.

EXECUTIVE SUMMARY

This monthly financial performance report provides Council with a summary of performance against budget as at 31 December 2023, in terms of the operating result and delivery of the capital program.

Operating Performance

Table 1: Operating Budget as at 30 June 2024

	Original Budget \$000	Current Budget \$000
Total Operating Revenue	590,615	594,808
Total Operating Expenses	566,003	572,666
Operating Result	24,612	22,142

Details of the monthly financial report are contained in **Attachment 1**.

OFFICER RECOMMENDATION

That Council:

- (a) receive and note the report titled "December 2023 Financial Performance Report" and
- (b) endorse the Minor Capital Works Program (Appendix A).

FINANCE AND RESOURCING

This report sets out the details of Council's financial performance and investments for the month ending 31 December 2023, and meets Council's legislative reporting requirements.

CORPORATE PLAN

Corporate Plan Goal: *Our outstanding organisation*

Outcome: We serve our community by providing this great service

Operational Activity: S28 - Financial and procurement services – financial and procurement management and governance, ensuring effective business management and legislative compliance, coordination and development of Council’s budget process, administration of financial systems, sundry debtors, accounts payable, financial and asset accounting, treasury, procurement, contract and supply functions.

CONSULTATION

Councillor Consultation

Consultation has been undertaken with the Portfolio Councillor, E Hungerford

Internal Consultation

This report has been written in conjunction with advice from:

- Acting Group Executive Business Performance
- Chief Financial Officer

External Consultation

No external consultation is required for this report.

Community Engagement

No community engagement is required for this report.

Legal

This report ensures that Council complies with its legislative obligations with respect to financial reporting in accordance with Section 204 of the *Local Government Regulation 2012*.

Investment of funds is in accordance with the provisions of the *Statutory Bodies Financial Arrangements Act 1982* and the associated Regulations and the *Local Government Act 2009*.

Policy

Sunshine Coast Council’s 2023/24 Investment Policy, and
Sunshine Coast Council’s 2023/24 Debt Policy.

Risk

Failure to achieve the budgeted operating result will negatively impact Council’s capacity to complete its capital expenditure program.

Previous Council Resolution

Ordinary Meeting 14 December 2023 (OM23/149)

That Council:

- receive and note the report titled “**Budget Review 2 2023/2024**”*
- adopt Appendix A as tabled, pursuant to sections 169 and 170 of the Local Government Regulation 2012, Council’s amended budget for 2023/24 financial year incorporating:*
 - the statement of income and expenditure*
 - the statement of financial position*

- (iii) *the statements of changes in equity*
 - (iv) *the statement of cash flow*
 - (v) *the relevant measures of financial sustainability*
 - (vi) *the long-term financial forecast*
 - (vii) *Council's 2023/24 Capital Works Program, endorse the indicative four-year program for the period 2025 to 2028, and note the five-year program for the period 2029 to 2033*
- (c) *note the following documentation applies as adopted 22 June 2023*
 - (i) *the Debt Policy*
 - (ii) *the Revenue Policy*
 - (iii) *the total value of the change, expressed as a percentage, in the rates and utility charges levied for the financial year compared with the rates and utility charges levied in the previous budget, and*
 - (iv) *the Revenue Statement*
 - (v) *the rates and charges to be levied for the 2023/24 financial year and other matters as adopted 22 June 2023*
 - (vi) *the Strategic Environment Levy Policy*
 - (vii) *the Strategic Arts and Heritage Levy Policy*
 - (viii) *the Strategic Transport Levy Policy*
 - (ix) *the Derivatives Policy and*
- (d) *endorse the Minor Capital Works Program (Appendix B).*

Ordinary Meeting 21 September 2023 (OM23/104)

That Council:

- (a) *receive and note the report titled "Budget Review 1 – 2023/24" and*
- (b) *adopt Appendix A as tabled, pursuant to sections 169 and 170 of the Local Government Regulation 2012, Council's amended budget for 2023/24 financial year incorporating:*
 - i. *the statement of income and expenditure*
 - ii. *the statement of financial position*
 - iii. *the statement of changes in equity*
 - iv. *the statement of cash flow*
 - v. *the relevant measurers of financial sustainability*
 - vi. *the long-term financial forecast*
 - vii. *Council's 2023/24 Capital Works Program, endorse the indicative four-year program for a period 2025 to 2028, and note the five-year program for the period 2029 to 2033*
- (c) *note the following documentation applies as adopted 22 June 2023*
 - i. *the Debt policy*
 - ii. *the Revenue policy*

- iii. *the total value of change, expressed as a percentage, in the rates and utility charges levied for the financial year compared with the rates and utility charges levied in the previous budget*
- iv. *the Revenue statement*
- v. *the rates and charges to be levied for the 2023/24 financial year and other matters as adopted 22 June 2023*
- vi. *the Strategic Environment Levy Policy*
- vii. *the Strategic Arts and Heritage Levy Policy*
- viii. *the Strategic Transport Levy Policy*
- ix. *the Derivates Policy and*

(d) *endorse the Minor Capital Works Program (Appendix B)*

Special Meeting 22 June 2023 (SM23/2)

That Council:

1. STATEMENT OF ESTIMATED FINANCIAL POSITION

receive and note Appendix A, pursuant to section 205 of the Local Government Regulation 2012, the statement of the financial operations and financial position of the Council in respect to the 2022/23 financial year

2. ADOPTION OF BUDGET

adopt Appendix A as tabled, pursuant to sections 169 and 170 of the Local Government Regulation 2012, Council's budget for 2023/24 financial year incorporating:

- i. *the statement of income and expenditure*
- ii. *the statement of financial position*
- iii. *the statement of changes in equity*
- iv. *the statement of cash flow*
- v. *the relevant measures of financial sustainability*
- vi. *the long-term financial forecast*
- vii. *the Debt Policy (adopted by Council resolution on 25 May 2023)*
- viii. *the Revenue Policy (adopted by Council resolution on 25 May 2023)*
- ix. *the total value of the change, expressed as a percentage, in the rates and utility charges levied for the financial year compared with the rates and utility charges levied in the previous budget*
- x. *the Revenue Statement*
- xi. *Council's 2023/24 Capital Works Program, endorse the indicative four-year program for the period 2025 to 2028, and note the five-year program for the period 2029 to 2033*
- xii. *the rates and charges to be levied for the 2023/24 financial year and other matters as detailed below in clauses 3 to 10*
- xiii. *the 2023/24 Minor Capital Works Program*
- xiv. *the Strategic Environment Levy Policy*
- xv. *the Strategic Arts and Heritage Levy Policy*
- xvi. *the Strategic Transport Levy Policy and*
- xvii. *the Derivatives Policy*

Related Documentation

2023/24 Adopted Budget

Critical Dates

There are no critical dates for this report.

Implementation

There are no implementation details to include in this report.

2023-24 BUDGET

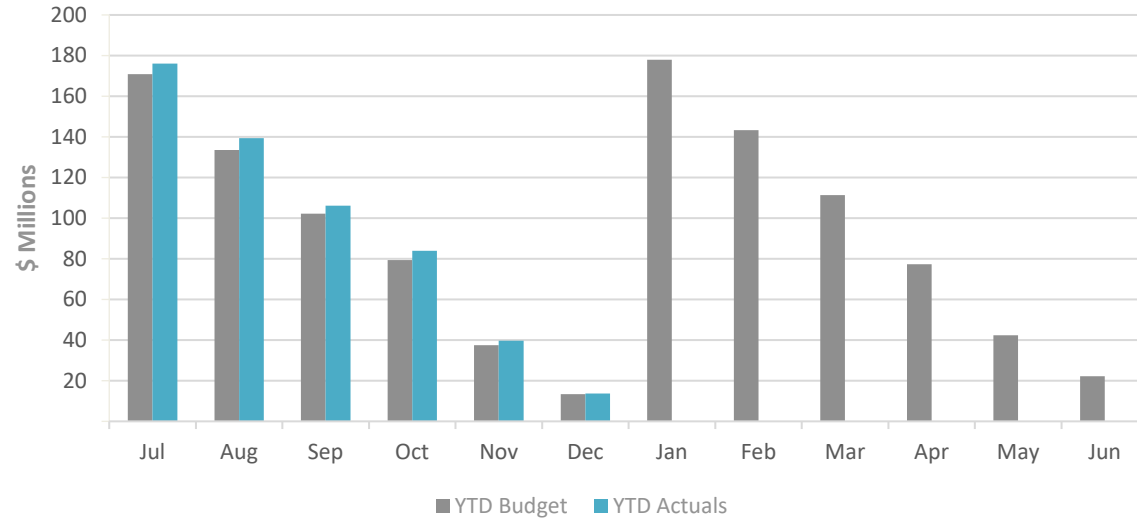
Financial Performance Report

December 2023



Statement of Income and Expenses

2023/24 Operating Result

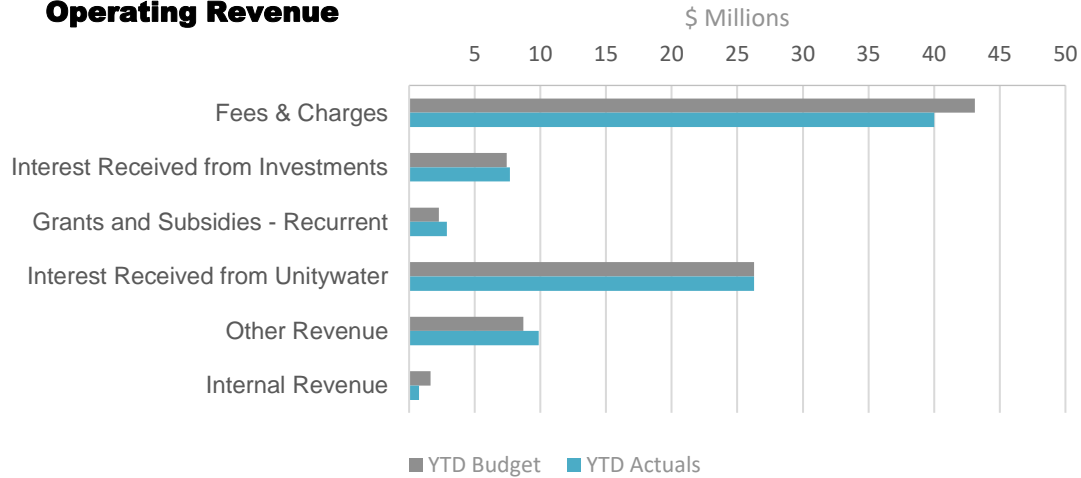


At the end of December 2023, Council has a positive operating result of \$15.4 million, which is \$841,000 above the current budget.

Statement of Income & Expenses							
	Annual		YTD				Annual
	Original Budget \$000	Current Budget \$000	Current Budget \$000	Actuals \$000	Variance \$000	Variance %	Forecast Budget \$000
Operating Revenue							
General Rates	298,265	298,265	149,038	149,075	36	0.0%	298,265
Cleansing Charges	78,328	78,328	38,399	38,105	(295)	(0.8%)	78,328
Levies	28,756	30,352	15,157	15,667	510	3.4%	30,352
Fees and Charges	82,335	79,254	43,106	40,013	(3,092)	(7.2%)	79,254
Interest Received from Investments	13,850	15,350	7,425	7,674	249	3.4%	15,350
Operating Grants and Subsidies	14,977	18,537	2,262	2,870	608	26.9%	18,537
Operating Contributions	320	320	298	247	(52)	(17.4%)	320
Unitywater Participation	52,438	52,438	26,279	26,280	1	0.0%	52,438
Other Revenue	17,787	18,436	8,704	9,878	1,173	13.5%	18,436
Internal Sales/Recoveries	3,560	3,977	1,638	744	(895)	(54.6%)	3,977
Total Operating Revenue	590,615	595,258	292,307	290,552	(1,755)	(0.6%)	595,258
Operating Expenses							
Employee Costs	176,203	176,993	86,655	87,565	910	1.0%	176,993
Materials and Services	235,600	242,114	111,358	107,657	(3,701)	(3.3%)	242,114
Finance Costs	13,137	12,809	6,492	6,121	(371)	(5.7%)	12,809
Company Contributions	4,657	4,657	4,657	4,656	(0)	(0.0%)	4,657
Depreciation Expense	105,674	105,674	53,402	53,393	(9)	(0.0%)	105,674
Other Expenses	26,732	26,874	12,328	12,904	576	4.7%	26,874
Recurrent Capital Expenses	4,000	4,000	2,888	2,888	-	-	4,000
Total Operating Expenses	566,003	573,121	277,780	275,184	(2,596)	(0.9%)	573,121
Operating Result	24,612	22,137	14,527	15,368	841	5.8%	22,137
Capital Revenue							
Capital Grants and Subsidies	70,836	99,758	24,725	24,725	-	-	99,758
Capital Contributions - Cash	32,384	32,481	15,266	15,266	0	0.0%	32,481
Capital Contributions - Fixed Assets	82,820	82,820	2,027	2,027	(0)	(0.0%)	82,820
Total Capital Revenue	186,040	215,059	42,018	42,018	0	0.0%	215,059
Non-recurrent Expenses							
Profit/Loss on disposal, revaluation & impairment	-	-	-	942	942	-	-
Movements in landfill and quarry provisions	2,982	2,982	1,491	1,491	-	-	2,982
Recurrent Capital Expenses - Prior Year	-	-	-	4,536	4,536	-	-
Assets Transferred to Third Parties	-	-	-	-	-	-	-
Total Non-recurrent Expenses	2,982	2,982	1,491	6,968	5,478	367.4%	2,982
Net Result	207,671	234,215	55,055	50,418	(4,637)	(8.4%)	234,215

Operating Result – December 2023

Operating Revenue



Operating Summary

	Annual		YTD			
	Original Budget \$000s	Current Budget \$000s	Current Budget \$000s	Actuals \$000s	Variance \$000s	Variance %
Operating Revenue	590,615	595,258	292,307	290,552	(1,755)	(0.6%)
Operating Expenses	562,003	569,121	274,892	272,296	(2,596)	(0.9%)
Recurrent Capital Expenses	4,000	4,000	2,888	2,888	-	-
Operating Result	24,612	22,137	14,527	15,368	841	5.8%
Capital Revenue	186,040	215,059	42,018	42,018	0	0.0%
Recurrent Capital Expenses - Prior Year	-	-	-	4,536	4,536	-
Non-recurrent Expenses	2,982	2,982	1,491	6,968	5,478	367.4%
Net Result	207,671	234,215	55,055	50,418	(4,637)	(8.4%)

Substantial Revenue Variance for the Period Ending December 2023

	Annual		YTD				Annual
	Original Budget \$000	Current Budget \$000	Current Budget \$000	Actuals \$000	Variance \$000	Variance %	Forecast Budget \$000
Operating Revenue							
Fees and Charges	82,335	79,254	43,106	40,013	(3,092)	(7.2%)	79,254
Other Revenue	17,787	18,436	8,704	9,878	1,173	13.5%	18,436

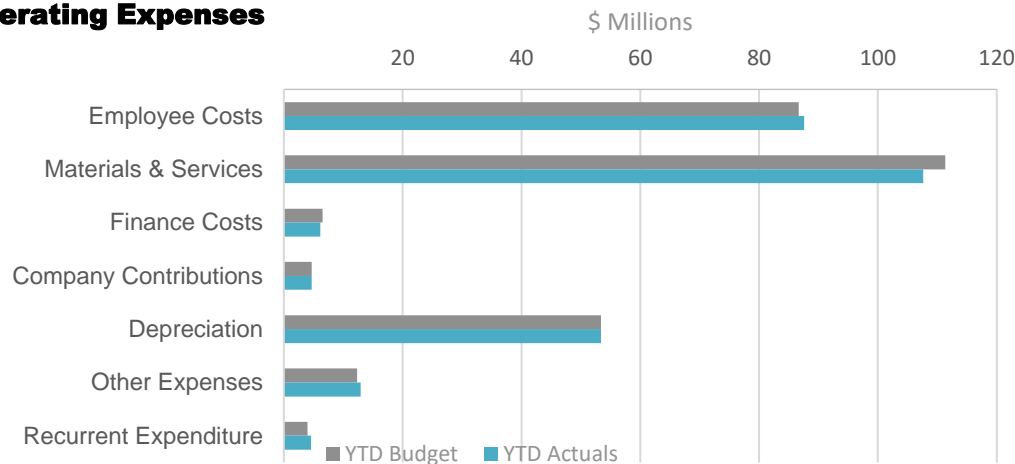
As at 31 December 2023, \$290.6 million operating revenue had been achieved which is \$1.7 lower than budget.

Significant revenue variances:

- **Fees and Charges** – Council’s Holiday Parks revenue ahead of budget during the month. Plumbing applications, Caloundra Music Festival and Quarry Services fees are all below budget.
- **Other Revenue** – Additional revenue received for environmental offsets and lease revenue for council owned properties is higher than budget

Operating Result – December 2023 (continued)

Operating Expenses



Operating Summary						
	Annual		YTD			
	Original Budget \$000s	Current Budget \$000s	Current Budget \$000s	Actuals \$000s	Variance \$000s	Variance %
Operating Revenue	590,615	595,258	292,307	290,552	(1,755)	(0.6%)
Operating Expenses	562,003	569,121	274,892	272,296	(2,596)	(0.9%)
Recurrent Capital Expenses	4,000	4,000	2,888	2,888	-	-
Operating Result	24,612	22,137	14,527	15,368	841	5.8%
Capital Revenue	186,040	215,059	42,018	42,018	0	0.0%
Recurrent Capital Expenses - Prior Year	-	-	-	4,536	4,536	-
Non-recurrent Expenses	2,982	2,982	1,491	6,968	5,478	367.4%
Net Result	207,671	234,215	55,055	50,418	(4,637)	(8.4%)

As at 31 December 2023, \$275 million had been expended resulting in a variance of \$2.6 million (0.9%) lower than budget.

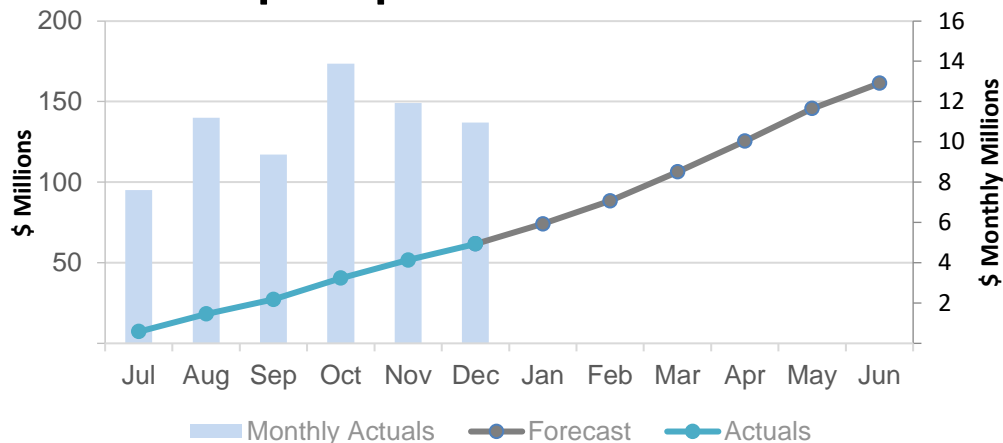
Substantial Expenditure Variance for the Period Ending December 2023

	Annual		YTD				Annual
	Original Budget \$000	Current Budget \$000	Current Budget \$000	Actuals \$000	Variance \$000	Variance %	Forecast Budget \$000
Operating Expenses							
Employee Costs	176,203	176,993	86,655	87,565	910	1.0%	176,993
Materials and Services	235,600	242,114	111,358	107,657	(3,701)	(3.3%)	242,114

- Employee costs are over budget by \$910,000 (1.0%). With the largest impact being the unbudgeted signing bonus for the Enterprise Agreement of \$1.5 million. There will be a clearer understanding of the likely year end result at the end of January when annual leave impacts over the holiday period are known.
- Materials and Services – Lower than expected contractor expenses have been realised throughout various areas in Council including quarry services, Caloundra Music Festival, Waste Management, and road maintenance services.

Capital Expenditure - December 2023

SCC Core Capital Expenditure

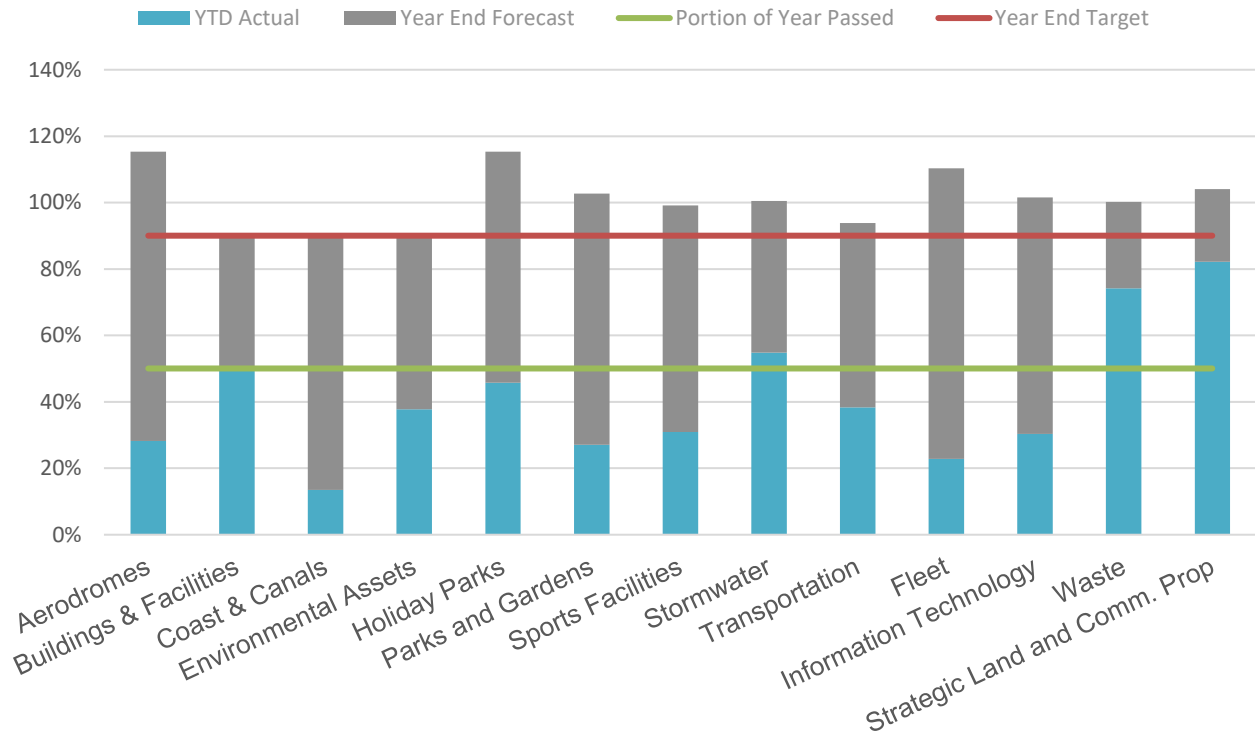


- During December Council adopted Budget Review 2 which slightly increased the Capital budget by \$658,000.
- On 31 December 2023, \$150 million (45%) of Council's \$332.6 million Capital Works Program had been financially expended.
- The Core Capital Program has progressed 38.3% of budget, an actual spend of \$65 million.
- Corporate Major Projects progressed 51.6%
- A range of significant projects will move further into full construction during early 2024 including
 - Caloundra Centre Activation – Library
 - Honey Farm Road Sports and Recreation Precinct works
 - Stringybark Road Pedestrian and Cycle Bridge
 - Kawana Aquatic Centre Staged works

Capital Expenditure						
	Annual		YTD		Year End	
	Original Budget \$000s	Current Budget \$000s	Actuals \$000s	% of FY Budget Spent	Forecast Year End Actual	Forecast Year End Variance to Budget
Core Capital Works Program						
Aerodromes	845	995	281	28.2%	1,304	308
Buildings and Facilities	31,331	20,905	10,478	50.1%	18,751	(2,154)
Coast and Canals	2,087	6,267	841	13.4%	5,639	(628)
Environmental Assets	3,497	3,857	1,457	37.8%	3,450	(407)
Minor Works	5,020	5,814	1,553	26.7%	4,492	(1,321)
Holiday Parks	2,556	1,643	752	45.8%	1,895	252
Parks and Gardens	12,176	11,914	3,328	27.9%	12,644	730
Sports Facilities	19,438	11,021	3,279	29.8%	10,525	(496)
Quarries	-	-	41	-	41	41
Stormwater	15,515	11,230	6,150	54.8%	11,289	59
Transportation	87,862	95,963	36,785	38.3%	90,031	(5,932)
Total SCC Core Capital Program	180,328	169,609	64,943	38.3%	160,061	(9,547)
Disaster Recovery Funding Arrangements	40,089	41,553	5,230	12.6%	39,015	(2,538)
Fleet	5,242	4,000	914	22.8%	4,414	414
Information Technology	10,000	9,631	2,920	30.3%	9,779	148
Waste	25,203	49,503	36,745	74.2%	49,616	114
Corporate Major Projects	32,975	28,007	14,466	51.6%	23,131	(4,876)
Strategic Land and Commercial Properties	36,880	30,075	24,713	82.2%	31,290	1,216
Maroochydore City Centre	-	275	34	12.4%	28	(247)
Sunshine Coast Airport Runway	-	-	26	-	1,521	1,521
Total Other Capital Program	150,389	163,044	85,048	52.2%	158,796	(4,249)
TOTAL	330,716	332,653	149,991	45.1%	318,857	(13,796)

Capital Expenditure – December 2023 (continued)

% YTD spent compared to profiled budget by Program



Coast and Canals

- \$2.5 million budget for Charles Clarke Park works to start February 2024
- \$1.6 million budget for Outrigger Boat Ramp works started September 2023, progressed 45%

Building and Facilities

- \$20.9 million budget including community and corporate facilities is well progressed at 50%, with a spend of \$10.5 million

Fleet

- \$5.9 million of orders have been placed for delivery throughout the 2023-24 financial year with \$914,000 of fleet so far received.

Stormwater

- Council's \$7.3 million stormwater management subprogram has progressed significantly to 81%

Strategic Land and Commercial Properties

- Acquisitions and negotiations for land associated with Council's trunk road infrastructure and open space requirements will continue through the new financial year, currently 82% expensed

Transportation

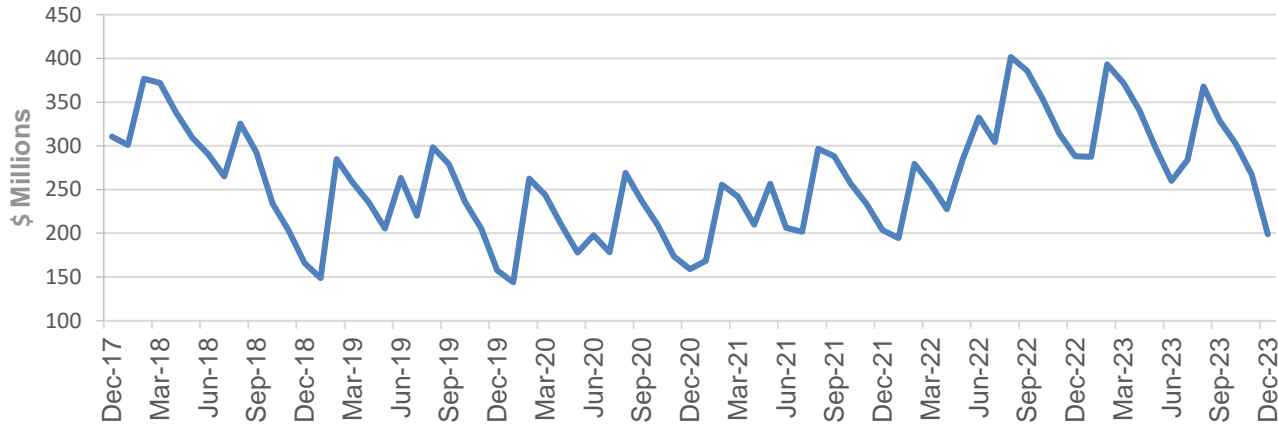
- Council's \$25 million road resurfacing and rehabilitation program has progressed 55% with a spend of \$14 million
- Council's \$9.8 million Unsealed Road Upgrades program has progressed 69% with a spend of \$6.7 million
- Council's \$1.2 million bus stop program has progressed 45% with a spend of \$539,000
- Pedestrian and Cycling Enabling Facilities has progressed 47% with a spend of \$1.8 million

Waste

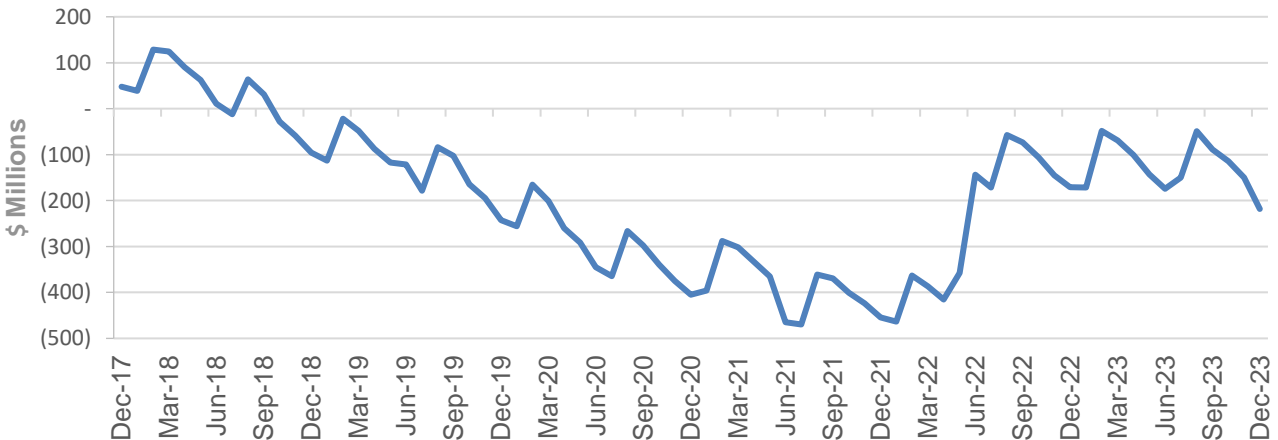
- Construction is complete and the new Material Resource Facility (MRF) became operational at the Nambour Waste Precinct

Cash Flows and Balance Sheet

Cash Balance



Net Cash (Cash Balance less Debt)



Cash and Balance Sheet		2023-24
		Current Budget \$000s
CASH FLOWS		
Opening Cash		260,120
Net Cash Inflow/(Outflows) from:		
Operating Activities		85,682
Investing Activities		(144,892)
Financing Activities		4,457
Net Increase/(decrease) in Cash Held		(54,753)
Cash at year end		205,367
BALANCE SHEET		
Current Assets		279,734
Non Current Assets		7,332,142
Total Assets		7,611,876
Current Liabilities		178,915
Non Current Liabilities		509,749
Total Liabilities		688,664
Net Community Assets/Total Community Equity		6,923,212

- Council's cash at 31 December 2023 is \$200.8 million
- Council's debt at 31 December 2023 is \$425 million

Debt

Sunshine Coast Council’s debt program is governed by the 2023/24 Debt Policy, which was adopted with the Original Budget adoption on 22 June 2023.

New borrowings are undertaken in accordance with the Queensland Treasury Corporation Guidelines, the Statutory Bodies Financial Arrangements Act 1982 and Section 192 of the Local Government Regulation 2012.

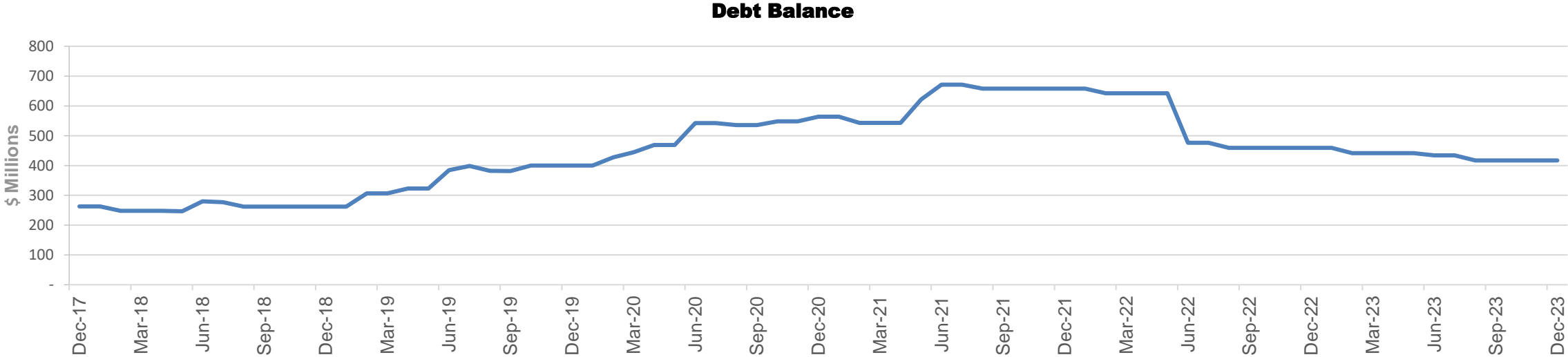
Council’s anticipated borrowings for the 2023-24 financial year are forecast at \$28.5 million and relate to:

- \$26.6 million for Waste
- \$1.9 million for Holiday Parks

Council’s current debt as at 31 December 2023 is \$425 million.

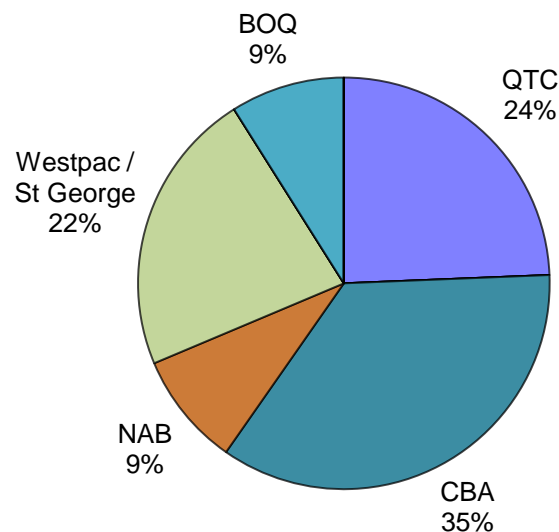
Debt - 2023/24				
	Opening Balance	Debt Redemption	New Borrowings	Closing Balance
	\$000	\$000	\$000	\$000
Sunshine Coast Council Core	335,286	18,103	28,542	345,724
Maroochydore City Centre	106,481	6,042	-	100,439
Total	441,767	24,145	28,542	446,164

Table 1: 2023/24 Adopted Debt Balance

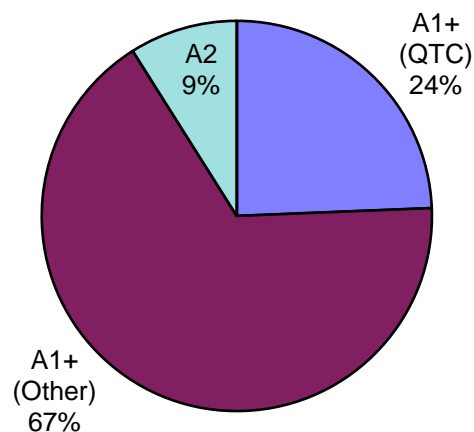


Investment Performance

Investment per financial institution (%)



Investment by Standard & Poor's (Short Term Credit Rating)



Investment Performance - December 2023				
Liquidity as at:		31/12/2023		
		\$'000's		
At-call accounts				
QTC + CBA (excl. trust)	80,823	36.19%		
Maturities within 7 days	-	0.00%		
Total at-call	80,823	36.19%		
Investment Policy Target		10.00%		
		Term deposits maturing:		
		\$'000's		Count
within 30 days		30,000		3
30-59 days		60,000		5
60-89 days		20,000		2
90-179 days		10,000		1
180-364 days		-		-
1 year - 3 years		-		-
Total		120,000		11

INVESTMENT SUMMARY (including Trust) as at:	31/12/2023			30/09/2023		31/12/2022		Investment Policy	
								Individual Limit	Group Limits
A1+ (QTC)	54,395	24%	83,831	23%	116,765	39%		100%	100%
A1+ (Other)	148,927	67%	228,907	63%	155,173	51%		40%	100%
A1	-	0%	30,000	8%	10,000	3%		30%	50%
A2	20,000	9%	20,000	6%	20,000	7%		30%	45%
A3	-	0%	-	0%	-	0%		5%	10%
Total Funds	223,322		362,737		301,938				
FUND SUMMARY									
General Funds	200,823		341,382		290,055				
Trust Funds	22,500		21,355		11,883				
Total Funds	223,322		362,737		301,938				

- All investment parameters remain within the guidelines established by the Investment Policy.
- For the month ending 31 December 2023 Council had \$200.8 million cash (excluding Trust Fund), with an average interest rate of 5.00%, being 0.57% above benchmark. This is compared to the same period last year with \$290 million cash (excluding Trust Fund) with an average interest rate of 3.7%, being 0.75% above benchmark.
- The benchmark used to measure performance of cash funds is Bloomberg AusBond Bank Bill index (BAUBIL).



2023/24 Financial Year Grant Funding

	Description	Division	Suburb	Estimated Construction Start Month	Construction Completed Month	TOTAL Grant Revenue \$'000	Project Expenditure to date \$'000
Federal Government						*****	\$301,076
1	Roads to Recovery Program					(\$99,758)	\$150,026
Local Road and Community Infrastructure Grant Funding - Round 2 - Agreement end date 30 June 2022						(\$400)	\$429
2	H3799 - LRCIP2 - Zgrajewski Road Gravel Road Upgrade	Division 09	Yandina Creek	January 2022	November 2022	(\$400)	\$429
Local Road and Community Infrastructure Grant Funding - Round 3 - Agreement end date 30 June 2023						(\$770)	\$236
3	H5465 - LRCIP3 Lake Weyba Foreshore Trail Upgrade	Division 09	Lake Weyba			(\$370)	\$56
4	K2732 - LRCIP3 WOR LED Streetlighting Upgrades	Whole of Council			June 2024	(\$400)	\$180
Black Summer Bushfire Recover Grants Program						(\$400)	\$180
5	K3402 - Nambour Showgrounds PA System	Division 10	Nambour			(\$400)	\$180
Urban Congestion Fund						(\$400)	\$180
6	H3747 - Mooloolaba Transport Corridor - D and C	Division 04	Mooloolaba		November 2023	(\$400)	\$180
7	Recycling Modernisation Fund					(\$99,758)	\$150,026
State Government						*****	\$156,662
8	Disaster Recovery Funding Arrangements					(\$99,758)	\$150,026
Blackspot Funding						(\$2,802)	\$180
9	K3443 - Blackspot Old Gympie Road Beerwah to Landsborough	Division 01	Beerwah			(\$66)	\$5
10	K3444 - Blackspot Ilkley Road Ilkley - Hazard Signage and Delineation Upgrade	Division 05	Ilkley			(\$258)	\$1
11	K3445 - Blackspot Brisbane Road Mooloolaba - Signal Upgrade	Division 04	Mooloolaba	February 2024	March 2024	(\$77)	\$1
12	K4894 - Blackspot - Beerburum Street and Cooroy	Division 02	Dicky Beach	March 2024	July 2024	(\$1,305)	\$91
13	K4895 - BlackSpot - Old Gympie Road	Division 01	Beerwah	May 2024	June 2024	(\$1,000)	\$2
14	K2085 - BlackSpot Edmund Street and William Street Intersection	Division 02	Shelly Beach			(\$97)	\$79
Local Government Alliance						(\$11)	\$0
15	B1514 - TMR Local Government Alliance	Whole of Council				(\$11)	\$0
2022-24 Local Government Grants and Subsidies Program						(\$686)	\$667
16	H5637 - Caloundra Headland Coastal Pathway	Division 02	Kings Beach	May 2023	July 2024	(\$686)	\$667
Queensland Transport MOU						(\$1,620)	\$71
17	H8786 - Design and Permits Outrigger Boat Ramp	Division 04	Minyama			(\$1,620)	\$71
Queensland Transport Cycle Network Program						(\$2,819)	\$105
18	H3839 - LGIP Stringybark Rd Footbridge-Pathway	Division 07	Sippy Downs	September 2023	December 2023	(\$2,800)	\$47
19	H4851 - LGIP Ballinger Rd Active Transport Link	Division 07	Buderim			(\$19)	\$58
Community Recreational Assets Recovery Resilience Program						(\$750)	\$428
20	H1977 - CRARRP - Maroochy Multi-Sports Development	Division 07	Maroochydhore			(\$297)	\$73
21	K4238 - CRARRP - Maroochydhore Regional Football	Division 07	Kunda Park			(\$40)	\$1
22	K4240 - CRARRP - Suncoast Hinterland BMX Club	Division 05	Landsborough	September 2023	September 2023	(\$81)	\$42
23	K4243 - CRARRP - Sugar Bag Eastern Trail Repairs	Division 02	Caloundra West			(\$279)	\$313
24	K4244 - CRARRP - Parklands Conservation Park Trails Restoration	Division 09	Bli Bli			(\$52)	\$0
25	Passenger Transport Accessible Infrastructure Program					(\$330)	
26	Passenger Transport Infrastructure Investment Program					(\$250)	
Minor Infrastructure Program						(\$590)	\$678
27	K3519 - Nambour Yandina United Football Club change rooms designs	Division 10	Yandina			(\$590)	\$675
28	K4113 - Lions-Norrie Job Park, Coolum Upgrades	Division 09	Coolum Beach			\$0	\$3
School Transport Infrastructure Program						(\$940)	\$352
29	K4380 - STIP - Chancellor State College - Columbia Street	Division 06	Sippy Downs	November 2023	February 2024	(\$300)	\$320
30	K4382 - STIP - Currimundi State School Buderim	Division 03	Battery Hill			(\$253)	\$6
31	K4383 - STIP - Buderim Mountain State School Lindsay Road	Division 07	Buderim	March 2024	May 2024	(\$205)	\$7
32	K4384 - STIP - Peachester Primary School Peachester	Division 01	Peachester			(\$182)	\$18
Transport Infrastructure Development Scheme						(\$1,964)	\$629
33	H4615 - Sippy Downs School Precinct	Division 06	Sippy Downs			(\$690)	\$22
34	H4617 - Mooloolaba School Precinct	Division 04	Mooloolaba			(\$10)	\$0
35	H8416 - Emu Mountain Road Pathway Construction	Division 09	Coolum Beach			(\$120)	\$95
36	K2723 - Camp Flat Road Upgrade Stage 4	Division 09	Bli Bli	September 2023		(\$1,144)	\$512

2023/24 Financial Year Grant Funding

	Description	Division	Suburb	Estimated Construction Start Month	Construction Completed Month	TOTAL Grant Revenue \$'000	Project Expenditure to date \$'000
South East Queensland Community Stimulus Program - Agreement end date 30 June 2024						(\$1,602)	\$3,475
37	H1670 - SEQCSP First Avenue Streetscape	Division 04	Maroochydore	February 2024	June 2025	\$0	\$0
38	K1618 - SEQCSP Caloundra Indoor Sports Stadium - Roof Replacement	Division 02	Caloundra	July 2023	December 2023	(\$357)	\$2,527
39	K1647 - SEQCSP Outrigger Park - Public Amenity	Division 04	Minyama			(\$178)	\$30
40	H7863 - SEQCSP Cooloom Sports Complex intersection	Division 09	Cooloom Beach	September 2023	November 2023	(\$647)	\$664
41	H4602 - SEQCSP Woombye Streetscape Placemaking	Division 05	Woombye	October 2022	April 2024	(\$50)	\$70
42	H4605 - SEQCSP Eumundi Town Centre Placemaking	Division 10	Eumundi	January 2024	June 2024	(\$170)	\$136
43	K1308 - SEQCSP Ocean Street Placemaking Renewal	Division 08	Maroochydore	September 2024	November 2024	(\$200)	\$49
Qcoast 2100						(\$250)	\$52
44	K4295 - Esplanade Golden Beach Foreshore Rehabilitation	Division 02	Golden Beach			(\$250)	\$52
45	Recycling and Jobs Fund					(\$22,000)	

Project Complete

2023/24 Minor Capital Works Program

This appendix outlines allocations within Council's 2023/24 Minor Works Program for Council's consideration.

Project Number	Project Name	Division	Suburb	Budget Allocation
CEASED PROJECTS				
K4330	Mandarra Drive Pathway	Division 3	Wurtulla	(\$34,000)
K5489	Sippy Downs Dog Off Leash Area Extension	Division 6	Sippy Downs	(\$100,000)
K5494	Brightwater Community Park power supply installation	Division 6	Mountain Creek	(\$15,000)
K1841	Brightwater Sportsground installation of double plate BBQ	Division 6	Mountain Creek	(\$30,000)
H6216	Brightwater Community Park installation of Dog Drinking Bowl	Division 6	Mountain Creek	(\$10,000)
K5495	Oakmont Drive Park Complete Survey of Residents on park improvements	Division 6	Buderim Pines	(\$5,000)
K6352	CCTV Albany Street, Sippy Downs	Division 6	Sippy Downs	(\$3,500)
K5449	Maleny Bowls Club construct all abilities amenity (contribution)	Mayor	Maleny	(\$80,000)
TRANSFER PROJECTS				
K5467	Beerburrum Streetscape Improvements	Division 1	Beerburrum	(\$40,000)
K2843	Landsborough Streetscape Contribution	Division 1	Landsborough	\$40,000
K2914	Beerwah Cemetery Entrance Feature and Car Parking – Top Up	Division 1	Beerwah	(\$10,000)
K7230	Old Gympie Road – Pathway Construction	Division 1	Beerwah	\$10,000
K5491	Western Avenue investigation and design of pathway from Russell Family Park to The Narrows Road	Division 5	Montville	(\$30,000)
H4264	Mountain View Road – Design Pathway from McCarthy Road to McCarthy Lookout	Division 5	Maleny	(\$30,000)
K7227	North Maleny Road Pathway Survey and Design	Division 5	Maleny	\$25,000
K5444	Corner Margaret Street and Little Main Street all abilities access pathway design and construction	Division 5	Palmwoods	\$35,000
K5493	Gossamer Drive Kangaroo warning signage and associated works	Division 6	Buderim	(\$3,500)
K6352	CCTV Albany Street, Sippy Downs	Division 6	Sippy Downs	\$3,500
K3351	Elizabeth Street to Clithero Street School Drop Off / Pick Up (contribution)	Division 7	Buderim	(\$100,000)
K4015	Buderim Pump Track Construction	Division 7	Buderim	\$100,000
K5484	Lindsay Road Pathway investigation and design	Division 7	Buderim	(\$10,000)
K6332	Petrie Creek Road Pathway Investigation and Design	Division 7	Buderim	\$10,000
NEW PROJECTS				
K4282	Peace Park – Storage Shed Contribution	Division 1	Landsborough	\$15,000
K3837	Skippy Park – Exercise Equipment Installation	Division 1	Landsborough	\$60,000

Project Number	Project Name	Division	Suburb	Budget Allocation
K7230	Old Gympie Road – Pathway Construction	Division 1	Beerwah	\$30,000
K2914	Beerwah Cemetery Entrance Feature and Car Parking – Top Up	Division 1	Beerwah	\$10,000
K6006	Beach Shower Upgrade BA 246 Bokarina Beach	Division 3	Bokarina	\$34,000
K5996	Coastal Pathway Bench Seat Warana	Division 3	Warana	\$7,000
K7225	Viridian Circuit Dog Park – installation of sandstone blocks for dog agility/seating	Division 3	Birtinya	\$10,000
K7226	Gamban Esplanade – new streetlight with shade installation	Division 3	Currimundi	\$2,000
K3358	Cotton Tree Precinct - Pathway Renewals Top Up Contribution	Division 4	Cotton Tree	\$27,500
K6297	Bray Road Service Lane - New pathway	Division 5	Mooloolah Valley	\$6,000
K5496	Coral Street Pathway Construction from Cooperative Park Boardwalk to Coral Street	Division 5	Maleny	\$20,000
K6414	Khancoban Drive Park - District Park Development	Division 6	Buderim	\$25,000
K6329	Brightwater Sportsground Mt Creek - DOLA Fencing, Gate and Water Tap	Division 6	Mountain Creek	\$37,000
K7219	Tree planting day	Division 6		\$1,000
K6326	Eaton Park – Food Pantry and Library	Division 6	Sippy Downs	\$10,000
K6245	Paperbark and Jubilant Way – Pedestrian Bridge solar lighting	Division 6	Palmview	\$12,700
K6753	Marlin Street Park – Picnic Combo Unit	Division 6	Mountain Creek	\$15,000
K7220	Flintwood Crescent Park, Harmony Estate – Community Garden	Division 6	Palmview	\$15,000
K7221	Palmview Dog Park Shelter and seating design	Division 6	Palmview	\$5,000
H4258	Wyndlorn Avenue & Clithero Avenue - New Pathway Top Up	Division 7	Buderim	\$45,000
K6001	Tom Rickards Park, Buderim Bench Seat and Slab	Division 7	Buderim	\$6,000
K6041	Ash Road Park Diddillibah Amenities investigation and design	Division 7	Diddillibah	\$30,000
K6042	76-78 Upper Rosemount Road Stormwater drain trash rack	Division 7	Rosemount	\$3,000
K5475	Lumeah Drive Pathway Construction	Division 8	Mount Coolum	\$9,000
K5478	Cooinda Crescent Pathway – top up	Division 8	Maroochydore	\$42,000
K7200	Cupania Street – Verge restoration	Division 8	Mudjimba	\$1,000
H9885	Keith Royal Park – Dog park extra seating and turf	Division 8	Marcoola	\$22,000
H4472	Coolum District Sports Complex – Contribution for change rooms at Coolum Breakers AFL Clubhouse	Division 9	Coolum	\$50,000
K6016	Maleny Tennis Lights	Mayor	Maleny	\$80,000
ADOPTED				
K5958	Old Gympie Road Pathway continuation	Division 1	Beerwah	\$35,000
K4096	Howard Walker Park Fence Install	Division 1	Peachester	\$120,000

Project Number	Project Name	Division	Suburb	Budget Allocation
K5466	Emma Place Pathway connection through to Coochin Twins Estate	Division 1	Beerwah	\$70,000
K5467	Beerburrum Streetscape Improvements	Division 1	Beerburrum	\$40,000
K4202	Mill Park Boundary Fence Installation – Stage One	Division 1	Beerwah	\$100,000
K5973	Canavan Gracie - Active Parks Bellvista Community Engagement for possible Dog Off Leash Area location	Division 1	Caloundra West	\$5,000
K5468	Free Tree Day	Division 1		\$1,000
H8225	Clarke Place Park Happy Valley Bubbler	Division 2	Caloundra	\$20,000
K3847	King Street Pathway – Construction of Section 1 and 2	Division 2	Kings Beach	\$128,000
K5501	Ballinger Beach - Beach Access 261 extra seating along embankment of access ramp	Division 2	Dicky Beach	\$44,000
H7269	Shelly Beach Park Drinking Foundation Installation	Division 2	Shelly Beach	\$30,000
K1713	Pelican Waters/Golden Beach Dog Off Leash Area Investigation/Consultation	Division 2	Pelican Waters	\$100,000
K5498	Golden Beach Shops Installation 2x Bike Hoops	Division 2	Golden Beach	\$5,000
K5499	Free Tree Day x 2	Division 2		\$1,000
K1890	Moffat Beach Traffic Study implementation	Division 2	Moffat Beach	\$100,000
K5500	Queen of Colonies Parade Pathway and fence realignment	Division 2	Moffat Beach	\$45,000
H6458	Kawana Way Underpass and Pathway Solar Lighting	Division 3	Birtinya	\$32,000
K3838	Ridgehaven Park Dog of Leash Area Extension	Division 3	Aroona	\$40,000
K5501	Ballinger Beach - Beach Access 261 extra seating along embankment of access ramp and install 3x bar stool seats along rail	Division 3	Dicky Beach	\$44,000
K4900	Westaway Parade Boat Ramp Carpark and picnic combo	Division 3	Currimundi	\$65,000
K3357	Bokarina Beach Park Half Basketball Court (top up)	Division 3	Bokarina	\$55,000
K5502	Minkara Street Street Tree Plantings	Division 3	Warana	\$11,000
K4327	Limosa Crescent Pathway	Division 3	Aroona	\$37,000
K4330	Mandarra Drive Pathway	Division 3	Wurtulla	\$34,000
K4328	Grebe Street Pathway	Division 3	Caloundra West	\$15,000
K4363	Ketch Street Pathway	Division 3	Wurtulla	\$31,000
K5503	Lake Kawana Boulevard Nicklin Way Intersection Lighting of Pine Tree and Uplight Place Signage	Division 3	Bokarina	\$50,000
K3370	Croydon Avenue Car Parking Bays and Drainage Works (top up)	Division 3	Currimundi	\$57,000
K5504	Corner Bokarina Boulevard and Longboard Parade garden to turf conversion	Division 3	Bokarina	\$6,500
K2609	John Hotton Park Community Engagement – Park Shelter detailed design	Division 4	Warana	\$10,000
K3439	Bermagui Crescent raised Pedestrian Crossing	Division 4	Buddina	\$150,000

Project Number	Project Name	Division	Suburb	Budget Allocation
K1896	4 th Avenue 1x Wombat Crossings	Division 4	Maroochydore	\$100,000
K4254	Grand Parade Dog Off Leach Area Extension	Division 4	Parrearra	\$100,000
K4864	Kevin Asmus Park DDA Play Space Fence	Division 4	Buddina	\$50,000
K5505	Nelsen Park Island "Sisters by Choice" Sculpture Renewal	Division 4	Alexandra Headland	\$15,000
K3905	Emerald Woods Park new pathway	Division 4	Mooloolaba	\$43,000
K5453	Tesch Park Shade Sail installation	Division 5	Maleny	\$65,000
K5444	Corner Margaret Street and Little Main Street all abilities access pathway design and construction	Division 5	Palmwoods	\$50,000
K5455	Mooloolah Recreation Reserve Playground Shade Sail	Division 5	Mooloolah Valley	\$65,000
K4012	Fig Tree Place Park Bollards Installation	Division 5	Maleny	\$4,000
H9013	Federation Park Dog of Leash Area – Installation of Dog Agility Equipment	Division 5	Palmwoods	\$20,000
H9232	Mooloolah Recreation Park Tap and Dog Bowl Installation	Division 5	Mooloolah Valley	\$5,000
K1020	Maleny Entrance Welcome Sign Construction (top up)	Division 5	Maleny	\$70,000
K5458	Montville Entry Statement upgrade works (Contribution)	Division 5	Montville	\$5,000
K5456	Stanley River Road bitumen showgrounds entrance	Division 5	Maleny	\$20,000
K5491	Western Avenue investigation and design of pathway from Russell Family Park to The Narrows Road	Division 5	Montville	\$60,000
H4264	Mountain View Road – Design Pathway from McCarthy Road to McCarthy Lookout	Division 5	Maleny	\$60,000
K5496	Coral Street Pathway Construction from Cooperative Park Boardwalk to Coral Street	Division 5	Maleny	\$40,000
K5486	Mooloolaba Tennis Club Pickle Ball Courts Construction (Contribution)	Division 6	Mountain Creek	\$100,000
K1055	Jingellic Drive - Pathway Staged Construction	Division 6	Buderim	\$50,000
K1456	Glenfields Neighbourhood Park Amenity Block (top up)	Division 6	Mountain Creek	\$105,000
K5487	Khancoban Park Dog Off Leash Signage	Division 6	Buderim	\$5,000
K1456	Glenfields Neighbourhood Park Landscape Plan	Division 6	Mountain Creek	\$25,000
H9544	Durrack Place Park Basketball Half Court – design and costing	Division 6	Buderim	\$5,000
K5489	Sippy Downs Dog Off Leash Area Extension	Division 6	Sippy Downs	\$100,000
K5494	Brightwater Community Park power supply installation	Division 6	Mountain Creek	\$15,000
K1841	Brightwater Sportsground installation of double plate BBQ	Division 6	Mountain Creek	\$30,000
H6216	Brightwater Community Park installation of Dog Drinking Bowl	Division 6	Mountain Creek	\$10,000
K5492	Street Tree Plan – scope and develop	Division 6		\$10,000
K5493	Gossamer Drive Kangaroo warning signage and associated works	Division 6	Buderim	\$20,000

Project Number	Project Name	Division	Suburb	Budget Allocation
K5956	Brightwater Estate Investigation/Design Wombat Crossings	Division 6	Mountain Creek	\$10,000
K5957	Glenfields Boulevard Safety Improvements investigation	Division 6	Mountain Creek	\$10,000
K5495	Oakmont Drive Park Complete Survey of Residents on park improvements	Division 6	Buderim Pines	\$5,000
K3351	Elizabeth Street to Clithero Street School Drop Off / Pick Up (contribution)	Division 7	Buderim	\$100,000
K5483	4 Ballinger Court Solar Light on handrail of footbridge	Division 7	Buderim	\$3,200
H6149	Parsons Road Footpath continuation	Division 7	Forest Glen	\$30,000
K5485	Owen Creek Road Pedestrian Refuge – Design only	Division 7	Forest Glen	\$40,000
K3246	Buderim Village Park Ping Pong Table Installation	Division 7	Buderim	\$30,000
K4208	Conara Road Bollard and Gate Install (contribution)	Division 7	Kunda Park	\$10,000
K4015	Buderim Pump Track Construction	Division 7	Buderim	\$100,000
K5484	Lindsay Road Pathway investigation and design	Division 7	Buderim	\$20,000
H9946	Martins Creek Camphor Laurel removal	Division 7	Buderim	\$10,000
K3346	Toral Drive - extra on street parking (top up)	Division 7	Buderim	\$40,000
K1362	Marcoola Beach Streetscape Renewal (contribution)	Division 8	Marcoola	\$100,000
H5133	South Coolum Road New Pathway	Division 8	Coolum	\$20,000
K5474	Karumba Place Amenity Reserve Bench Seat and Slab	Division 8	Maroochydore	\$8,000
K5481	Kayak Launch Ramp Sunshine Cove	Division 8	Sunshine Cove	\$45,000
K5482	Sunshine Cove Pavilion Design	Division 8	Maroochydore	\$16,000
K5480	Geeribach Lane Beach Shower (Dual showers)	Division 8	Yaroomba	\$30,000
K5479	Birrahl Park extra-long Picnic Table Combo	Division 8	Yaroomba	\$12,000
K4212	Magenta Drive Park – Shade Sail and Picnic Combo	Division 8	Coolum	\$70,000
K5478	Cooinda Crescent Pathway	Division 8	Maroochydore	\$24,000
K5477	Ocean Drive Bike Racks at Bus Stop	Division 8	Twin Waters	\$3,000
K5476	Free Tree Days	Division 8		\$3,000
K5475	Lumeah Drive Pathway Construction	Division 8	Mount Coolum	\$60,000
K5446	Re-creation of Owen Cavanagh Surf Mural (contribution)	Division 8	Pacific Paradise	\$15,000
K2403	Tickle Park Pandanus Trees Foreshore Seating	Division 9	Coolum Beach	\$35,000
K1383	Lowes Lookout Pathway construction	Division 9	Coolum Beach	\$80,000
K4299	Waigani Street Park Playground Seating	Division 9	Bli Bli	\$6,000
K3347	Lions Norrie Job Park Pump Track construction	Division 9	Coolum	\$100,000
K5473	Peregian Springs School Stop Drop and Go waiting area shelter	Division 9	Peregian Springs	\$60,000
K5471	Havana Road East-West Lighting Design	Division 9	Coolum Beach	\$10,000

Project Number	Project Name	Division	Suburb	Budget Allocation
<i>K5955</i>	<i>Bli Bli Pathways Construction</i>	<i>Division 9</i>	<i>Bli Bli</i>	<i>\$50,000</i>
<i>K3267</i>	<i>Tickle Park Playground Shade (top up)</i>	<i>Division 9</i>	<i>Coolum Beach</i>	<i>\$7,000</i>
<i>K1518</i>	<i>Coolum Connections - Urban Design to Link Parks and Paths</i>	<i>Division 9</i>	<i>Coolum Beach</i>	<i>\$100,000</i>
<i>K5949</i>	<i>Petrie Creek Parklands Landscaping outcomes from Landscape Plan</i>	<i>Division 10</i>	<i>Nambour</i>	<i>\$15,000</i>
<i>K5470</i>	<i>Petrie Creek Parklands connecting pathway network to walk/ride bridge</i>	<i>Division 10</i>	<i>Nambour</i>	<i>\$150,000</i>
<i>K5950</i>	<i>Petrie Creek Masterplan Implementation</i>	<i>Division 10</i>	<i>Nambour</i>	<i>\$255,000</i>
<i>K3219</i>	<i>King George VI Memorial Park – extension to existing fence line (top up)</i>	<i>Division 10</i>	<i>Yandina</i>	<i>\$5,000</i>
<i>K5953</i>	<i>Removal of weed species trees</i>	<i>Division 10</i>		<i>\$15,000</i>
<i>K5954</i>	<i>Mapleton / Montville Road Pathway Survey Design</i>	<i>Division 10</i>	<i>Mapleton</i>	<i>\$50,000</i>
<i>K2705</i>	<i>Coastal Pathway Beach Access 233 to 229 (contribution)</i>	<i>Mayor</i>	<i>Warana</i>	<i>\$50,000</i>
<i>H5729</i>	<i>Maroochy Regional Bushland Botanic Garden Arrival Hub (contribution)</i>	<i>Mayor</i>	<i>Tanawha</i>	<i>\$50,000</i>
<i>K5544</i>	<i>Eumundi Tennis Club Lighting infrastructure renewal</i>	<i>Mayor</i>	<i>Eumundi</i>	<i>\$120,000</i>
<i>H9256</i>	<i>Outrigger Boat Ramp Carparking (contribution)</i>	<i>Mayor</i>	<i>Minyama</i>	<i>\$50,000</i>
<i>H3892</i>	<i>Lions-Norrie Job Park Landscape Plan Implementation (contribution)</i>	<i>Mayor</i>	<i>Coolum</i>	<i>\$50,000</i>
<i>K5447</i>	<i>Windansea Boardriders Clubhouse Kitchen installation (contribution)</i>	<i>Mayor</i>	<i>Currimundi</i>	<i>\$50,000</i>
<i>K5449</i>	<i>Maleny Bowls Club construct all abilities amenity (contribution)</i>	<i>Mayor</i>	<i>Maleny</i>	<i>\$80,000</i>
<i>K1362</i>	<i>Marcoola Beach Streetscape (contribution)</i>	<i>Mayor</i>	<i>Marcoola</i>	<i>\$50,000</i>